


Care Homes and Nursing Homes:

This document provides guidelines and recommendations for cleaning care homes and nursing homes in the event of a disease outbreak in the vicinity.

Cleaning and disinfection procedure must be more rigorous and thorough to prevent the establishment of a pandemic disease.





- Care homes and nursing homes can be crowded and involve close-contact between vulnerable individuals with weak immune systems which leads to an increased risk of infection transmission.
- With some microorganisms surviving on surfaces for up to several months, the instance of contamination of environmental surfaces and individuals is high.
- For a healthy community environment cleaning or disinfection of environmental surfaces is essential.



Non-critical surfaces:



Surfaces such as seating, floors, blinds and walls do not pose a high risk of transmission of infection to individuals. Detergent alone is normally sufficient to remove microbes from these surfaces.

When using detergents:

- Change detergent solutions hourly.
- Ensure the surface is dry and free of detergent residue after cleaning.
- If organic material is present, additional low-level disinfection is required.

Cleaning Hard Flooring:



- Floors should be removed of dust and dirt by either wet mopping, wet vacuuming, dry dusting with electrostatic materials or spray buffing and then cleansed with a detergent solution.
- This should be repeated daily.
- Methods that produce mists, aerosols or dispersion of dust should be avoided.
- Vacuums should be equipped with HEPA filters.
- Filters should be cleaned regularly or replaced as per equipment manufacturer instructions.

Cleaning Carpet



- Carpets require vacuuming daily and a full clean every six months or immediately after a spillage.
- If organic material is present, additional low- level disinfection is required after mechanical removal of the material using detergent.
- Carpeting that remains wet/damp for 72 hours should be removed.
- Wet vacuuming is more effective than dry cleaning at removing fungi such as aspergillosis.

Soft Furnishing




- Soft furnishings that are likely to become soiled should be covered with material that is wipe-clean and impermeable.
- Furnishings such as curtains, blinds, chair and pillow covers should be fully cleaned daily with a detergent, and with a low level disinfectant two times a week and commercially laundered every six months.
- If organic soiling is present then the surface will require immediate commercial laundering or use of a low-level disinfection such as a 3% hydrogen peroxide spray.
- Cloth chairs should be vacuumed two or three times a week as allergens and certain bacteria and fungi can be found in dust and collect in fabrics.

General Environmental Surfaces



- Including shelves, windowsills, mantelpieces etc.
- It is important to physically remove microorganisms and soil by wiping or scrubbing in addition to using a cleaning agent.
- Some bacteria and fungi can live in dust, therefore wet-dusting using clean cloths moistened with detergent is recommended.
- After cleaning all surfaces must be thoroughly dried.



Particular Environmental Surfaces



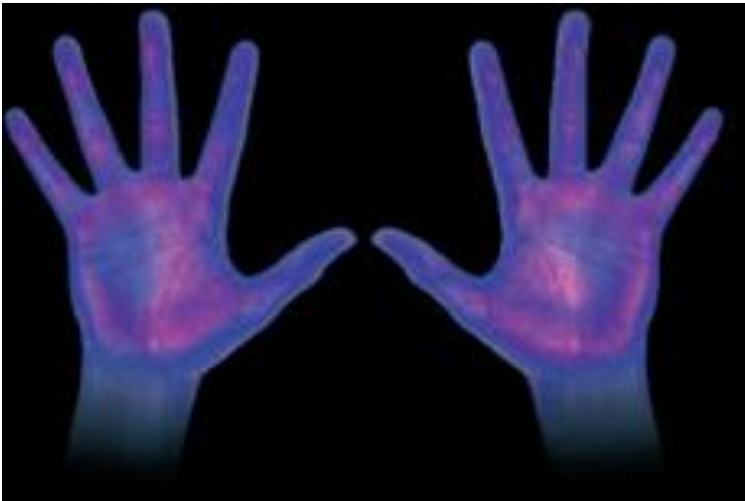
- Fans/ Air Conditioning Units:** All parts including the blades/fins and the underside, should be visibly clean. Require dusting weekly or as required and a full clean annually.
- Wall fixtures:** Including switches, sockets or data/computer points should be visibly clean.
- Doors:** should be visibly clean. High touch areas such as handles and push plates should be cleaned and disinfected daily. The whole door should be fully cleaned weekly.

Particular Environmental Surfaces Continued.



- **Ventilation grilles extract and inlets:** should be visibly clean. Require dusting weekly and a full wash annually.
- **Cupboards (i.e. in galleys):** Visibly clean. Require a full external clean weekly and full internal clean monthly.
- **Unused taps or shower heads:** should be run at least once a week for 10 minutes for *Legionnaires'* risk control.
- **Walls and ceilings:** do not need to be washed more than once every 6 months with hot water and detergent unless they are visibly soiled.

Critical Surfaces



- These include frequent hand-touch sites such as door handles and bathroom taps.
- These sites have been found to contribute towards the transmission of diseases between individuals in an environment. If an individual touches a contaminated surface with their hands, and then touches their face, eyes or mouth, the pathogen can enter the body and has the potential to cause illness.
- These sites should be identified and disinfected daily using a low level disinfectant.

Critical Surfaces

Examples of suitable disinfectants for routine cleaning in community settings are:

- Ethyl or isopropyl alcohol (70-90%).
- Sodium hypochlorite (5.25-6.15% household bleach diluted 1:500 provides >100 ppm available chlorine).
- Phenolic germicidal detergent solution (follow product label for use-dilution).
- Iodophor germicidal detergent solution (follow product label for use-dilution).
- Quaternary ammonium germicidal detergent solution (follow product label for use-dilution).
- Hydrogen peroxide (3-7.5%) is a high level disinfectant, but it is suitable for community environments.



Frequent Hand-Touch Sites




All these surfaces require daily, low-level disinfection.

General Guest Areas:

Railings, door handles, arm rests, elevator buttons, tabletops, computer keyboards, television buttons, remote controls, drawers, bedside tables, telephones, light switches, room basins, cupboard handles, food cabinets, reception desks, dispensers and holders and waste receptacles.

General Passenger Areas- Daily Disinfection Of...



Frequent Hand-Touch Sites



All these surfaces require daily, low-level disinfection.

Additional areas:

Bathroom:

Bleach solution is recommended for bathrooms as it is sporicidal and can kill *Clostridium difficile* at high concentrations.

Taps, flushes, toilet seats, door handles and locks, all dispensers and holders, wash basins, light switches, baby changing areas, shower heads, shower screens and bath tubs.

Kitchen Areas:


Appliance buttons, cupboard handles, cooking surfaces, drawers, countertops, cooking utensils, oven handles and knobs, taps, sinks, refrigerator handles, light switches and door handles.


Bathroom- Daily Disinfection Of...



Kitchen Area- Daily Disinfection Of...

These recommendations are for additional disinfection of easily contaminated areas and are to be used in conjunction with standard food hygiene practices.





For More Information Please Visit:

www.cleaning-for-health.org





PCS recommended daily cleaning process, disinfecting and outbreak management process

A) Daily Cleaning

Use PCS MicroQuat for daily cleaning with PCS microfibre cloths. Dilute 1 part PCS MicroQuat and 256 parts water from a chemical dispenser.

Safe concentration that leaves very little residue, fragrance free and approved as a no rinse sanitizer. When used for cleaning is less likely to encourage rapid bacteria growth compared to biodegradable detergents that require diluted solutions be changed at least hourly.

Health Canada DIN 02380676
Product code # 5956-2



B) Disinfect blood and body fluid spills and enhanced cleaning during influenza outbreaks.

Use PCS MicroQuat to disinfect diluted 1 part PCS MicroQuat and 64 parts water in PCS MicroQuat work place bottle. Use to clean and disinfect, blood and body fluid spills and for enhanced cleaning during influenza outbreaks.

Diluted solutions has demonstrated efficacy after 30 days storage in closed containers. Read label for instructions for Disinfection, Sanitization, Mildewstat, Fungicidal and Virus Activity including influenza, HIV and Norovirus and disinfecting instructions for surfaces previously soiled with Blood /Body Fluids

Product code #5965 BTL



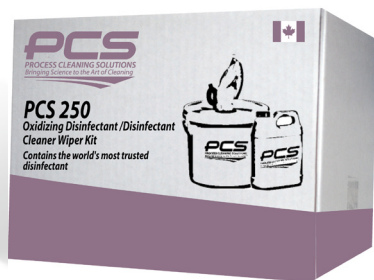
C) Deep cleaning of surfaces contaminated with fecal matter and other protein based soils.

Use a PCS 250 pre moistened wiper to wipe over all hand contact points that could be contaminated with fecal matter or other protein based soils. Follow with a second wipe with a PCS microfibre cloth dampened in a daily cleaning solution of PCS MicroQuat.

Recent studies show up to 49% of cases of *C difficile* originate in the community. *C difficile* is spread by fecal matter. Bleach is best at removing *C difficile*. (1) (2) (3)

PCS deep cleaning process removes organic soils left behind from daily cleaning.

#5988 110 wiper kit produces 110 pre moistened wipes 12 x12.5 inches. Contains 2.5 liter container of PCS 250 Oxidizing Disinfectant/Disinfectant cleaner, 110 wipes and dispensing container.



D) Outbreak management

PCS 5000 Oxidizing Disinfectant/Disinfectant Cleaner
DIN 02314851 contains 0.5% sodium hypochlorite.

Kills C difficile Spores in 5 minutes.

#5955-6 x 946 ml containers
#5990 110 wiper kit produces
110 pre moistened wipes 12 x12.5 inches

PCS 1000 Oxidizing Disinfectant /disinfectant Cleaner
DIN 02314851 Contains 0.1% sodium hypochlorite
#5906-6 6 x 946 ml containers
#5989 110 wiper kit produces
110 pre moistened wipes 12x 12.5 inches.

Public health departments support the use of bleach at concentrations between 1000 and 5000 parts per million during gastro and outbreaks of unknown origin. PCS products have a long shelf life allowing institutions to be prepared for outbreaks.



Reference links:

- 1) *Clostridium difficile*: Not Just in Hospitals Anymore
- 2) Study provides new perspectives on the current *Clostridium difficile* epidemic
- 3) *International Journal of Infection Control*